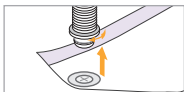
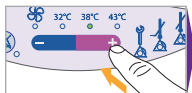
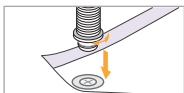
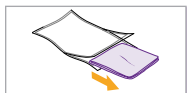
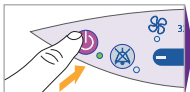
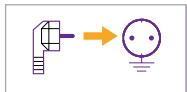


Mistral-Air® Plus

Short Instructions for Use



Online simulation tool
www.virtual37.com

Mistral-Air® Plus

Safety Precautions & Alarms



Caution!



Read the instructions for use.



Do not use the device distal to arterial cross clamping or with a patient with an ischemic limb.



No free hosing. CAUTION! Hose nozzle MUST be connected to a compatible forced air blanket or thermal injury may occur.



Check patient's temperature and skin condition at least every 15 minutes.

Mistral-Air® Plus - When an alarm occurs



If an alarm sounds, press the audible alarm suppression button to suppress the alarm for two or three minutes.



Service indicator: The Mistral-Air® Plus Warming Unit has been used for 2000 hours.
Action: The filter must be replaced.



Over Temperature Alarm: There is an over temperature.



Under Temperature Alarm: There is an under temperature.